


ELEVATION SERIES™ CUBE ICE MAKER

CIM1136HR49



Features and Benefits

- Modular design for flexible application and easy installation on top of bins or dispensers.
- Easy to clean with front facing evaporator.
- Dishwasher safe plastic components (up to 180°F).
- Easy and quick cleaning reducing operating costs.
- Simple to service with many common parts across all CIM machines.
- Harvest Assist provides consistent ice production for the life of the ice maker while reducing energy consumption and increasing capacity.
- Electroless nickel plating on all evaporator plates ensures reliability and durability.
- Constructed from corrosion-resistant and fingerprint-proof aluminum.
- Pairs with RC206C49 remote condenser and precharged linesets: RL49-25, RL49-40, and RL49-75.



| ICE FORMS | |
|-----------|---------------------|
| HALF CUBE | 3/8 x 7/8 x 7/8 in. |
| | 10 x 22 x 22 mm |



BIN CHART

| Model # | B40 | B42 | B55 | B700-30 | B110 | B1000-48 | B1300-48 | B1325-60 | B1660-60 |
|--|------------------|------------------|------------------|------------------|------------------|--------------------|--------------------|--------------------|--------------------|
| capacity | 344 lbs (156 kg) | 351 lbs (160 kg) | 510 lbs (232 kg) | 680 lbs (308 kg) | 854 lbs (388 kg) | 1,000 lbs (454 kg) | 1,320 lbs (599 kg) | 1,325 lbs (601 kg) | 1,660 lbs (753 kg) |
| width | 30 in (762 mm) | 22 in (559 mm) | 30 in (762 mm) | 30 in (762 mm) | 48 in (1,219 mm) | 48 in (1,219 mm) | 48 in (1,219 mm) | 60 in (1,524 mm) | 60 in (1,524 mm) |
| Kit for combining wider bins with smaller models | Kit Not Required | Not Compatible | Kit Not Required | Kit Not Required | BPF-1 | Kit Not Required | Kit Not Required | Kit Not Required | Kit Not Required |

See Ice-O-Matic Price List for Adapter Kits to combine ice makers with most available ice/beverage dispensers.



CIM1136HR49 shown atop of bin B55 (sold separately)

Warranty

- Ice Maker: **3 years parts and labor**
- Evaporator and Compressor: **5 years parts**
- Evaporator: **7 Years Parts and Labor** (if enrolled in the filter program)

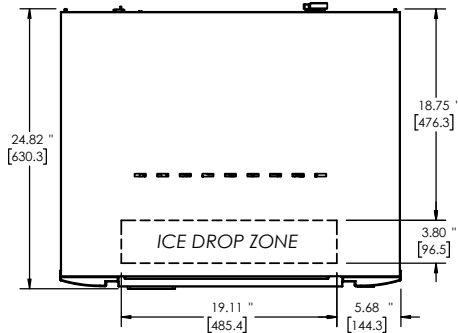
Options & Accessories

- KSI-1 - Safe Ice Module
- KCUBEDISP for ice level control for a dispenser - verify adaptor with disp. manufacturer
- RC206C49 remote condenser

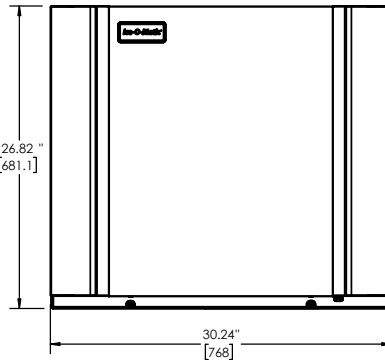
Water Filter

- Manifold System IFQ2 gets replacement filter IOMQ (2)

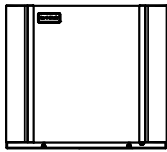
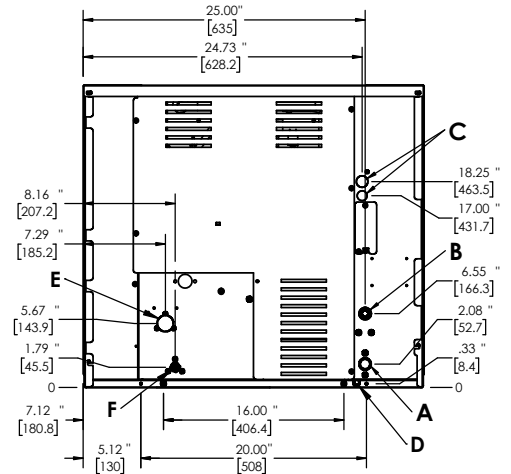
PLAN / TOP VIEW



ELEVATION / FRONT VIEW




UTILITIES / BACK VIEW



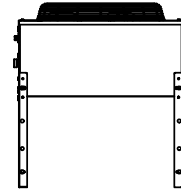
ICE MAKER

+



LINE SET

+



REMOTE CONDENSER

Remote Cooled

A. Ice Maker Drain, 3/4" FPT

B. Ice Maker Potable Water Inlet, 3/8" FPT

C. Electrical Connection, Φ .875" [22.2] (2)D. Condensate Base Drain, Φ .50" [12.7]

E. Remote Condenser Discharge Line,

1/2" male quick connect for line set

F. Remote Condenser Liquid Line,

3/8" male quick connect for line set

SPECIFICATIONS

| Model | CIM1136HR49 |
|--|------------------------------|
| Condensing Type | Remote |
| Voltage/Hertz/Phase | 208-230/60/1 |
| Min. Circuit Amp | 14.2 A |
| Max Breaker Size | 20 A |
| kWH per 100 lbs of ice at 70°F air / 50°F water | 4.1 |
| kWH per 100 lbs of ice at 90°F air / 70°F water | 4.92 |
| BTU (approx per hour) | 17400 |
| Number of Wires | 3 (including ground) |
| Refrigerant | R449A |
| Refrigeration Charge | 176 oz |
| Ice Production per 24 hrs | |
| 70° air / 50° water lbs (kg) | 90° air / 70° water lbs (kg) |
| 930 (422) | 803 (364) |
| Water Usage gallons per 100 lbs of ice 90°F air / 70°F water | |
| Potable | Condenser |
| 18 | N/A |

OPERATING REQUIREMENTS

| | MINIMUM | MAXIMUM |
|-------------------------|-------------------|-------------------|
| Ambient Temp. Range Air | 50°F (10°C) | 100°F (38°C) |
| Water Temp | 40°F (4°C) | 100°F (38°C) |
| Water Pressure | 20 PSIG (1.4 BAR) | 80 PSIG (5.5 BAR) |

DIMENSIONS

| Unit Width | 30.25 in. | 768 mm |
|---------------------------|-----------------------------------|--------|
| Unit Depth | 24.25 in. | 616 mm |
| Unit Height | 26.9 in. | 683 mm |
| Shipping Weight | 212 lbs / 96 kg | |
| Shipping Dimensions (in.) | 33 (W) x 27 (D) x 33 (H) | |
| Shipping Dimensions (mm) | 838.2 (W) x 685.8 (D) x 838.2 (H) | |