

PROJECT: \_\_\_\_\_  
 ITEM # \_\_\_\_\_ QTY: \_\_\_\_\_  
 MODEL # \_\_\_\_\_  
 AIA # \_\_\_\_\_ SIS # \_\_\_\_\_

## PEARL ICE® MAKER

### GEM2006R49



### Features and Benefits

- Fan favorite: soft chewable Pearl nugget-style ice.
- Cools beverages faster and longer while maintaining flavors.
- Decreased water usage compared to cube ice makers.
- Load monitoring system constantly checks workload on gearbox, shutting down system before a problem develops preventing costly repairs.
- Water sensor eliminates low or no water failures and operates in adverse water conditions.
- Rugged stainless-steel evaporator assembly ensuring reliability.
- Maintenance-free, industrial-grade double roller bearings.
- Heavy-duty gearbox provides years of trouble-free service.
- Built-in, non-contact ice detection fail safe with automatic shutoff.
- Pairs with the RC306C49 remote condenser and precharged linesets: RL49-25, RL49-40, and RL49-75.



ICE FORMS	
PEARL ICE	1/2 x 3/8 in.
	12.7 x 9.5 mm



BIN CHART									
Model #	B40	B42	B55	B700-30	B110	B1000-48	B1300-48	B1325-60	B1660-60
capacity	344 lbs (156 kg)	351 lbs (160 kg)	510 lbs (232 kg)	680 lbs (308 kg)	854 lbs (388 kg)	1,000 lbs (454 kg)	1,320 lbs (599 kg)	1,325 lbs (601 kg)	1,660 lbs (753 kg)
width	30 in (762 mm)	22 in (559 mm)	30 in (762 mm)	30 in (762 mm)	48 in (1,219 mm)	48 in (1,219 mm)	48 in (1,219 mm)	60 in (1,524 mm)	60 in (1,524 mm)
Kit for combining wider bins with smaller models	Kit Not Required	Not Compatible	Kit Not Required	Kit Not Required	BPF-1	Kit Not Required	Kit Not Required	Kit Not Required	Kit Not Required

See Ice-O-Matic Price List for Adapter Kits to combine ice makers with most available ice/beverage dispensers.



GEM2006R49 shown atop of bin B55 (sold separately)

### Warranty

- Ice Maker: **3 years parts and labor**
- Compressor: **5 years parts**

### Options & Accessories

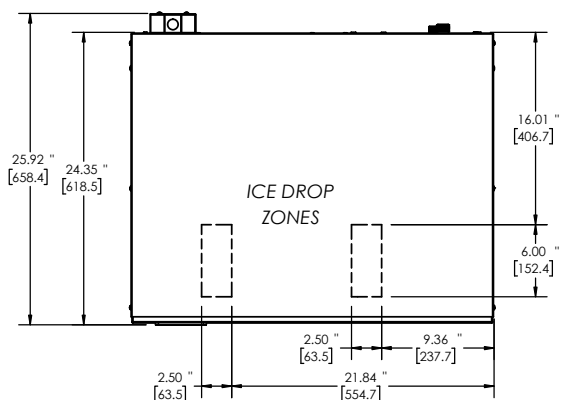
- KCUBEDISP for ice level control for a dispenser - verify adaptor with disp. manufacturer
- RC306C49 remote condenser

### Water Filter


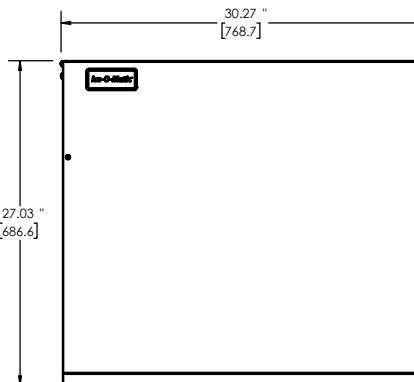
- Manifold System IFQ2-XL gets replacement filter IOMQXL (2)

Line drawing note: Numbers with quote symbol " are in inches. Numbers enclosed in [brackets] are in millimeters.

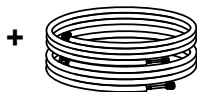
PLAN / TOP VIEW



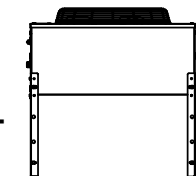
ELEVATION / FRONT VIEW



ICE MAKER



LINE SET

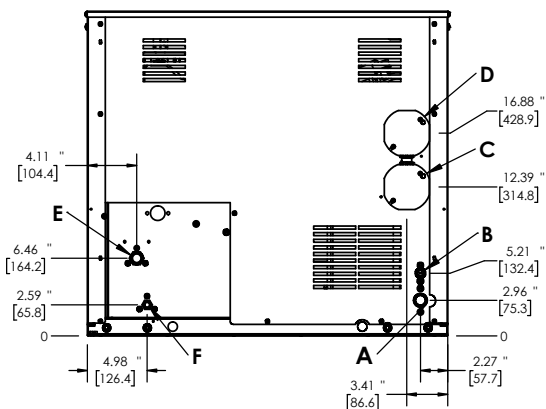


REMOTE CONDENSER

Remote Cooled

- A. Ice Maker Drain, 3/4" FPT  
B. Ice Maker Potable Water Inlet, 3/8" FPT  
C. Electrical Connection, Junction Box  
D. Remote Condenser Electrical, Junction Box  
E. Remote Condenser Discharge Line,  
1/2" male quick connect for line set  
F. Remote Condenser Liquid Line,  
3/8" male quick connect for line set

UTILITIES / BACK VIEW



SPECIFICATIONS				
Model	GEM2006R49		Ice Production per 24 hrs	
Condensing Type	Remote			
Voltage/Hertz/Phase	208-230/60/1		70° air / 50° water lbs (kg)	90° air / 70° water lbs (kg)
Min. Circuit Amp	23.1 A		1830 (830)	1470 (667)
Max Breaker Size	40 A			
kWH per 100 lbs of ice at 70°F air / 50°F water	3.0			
kWH per 100 lbs of ice at 90°F air / 70°F water	4.44			
BTU (approx per hour)	22400		Water Usage gallons per 100 lbs of ice 90°F air / 70°F water	
Number of Wires	3 (including ground)		Potable	Condenser
Refrigerant	R449A		12	N/A
Refrigeration Charge	208 oz			

OPERATING REQUIREMENTS		
	MINIMUM	MAXIMUM
Ambient Temp. Range Air	50°F (10°C)	100°F (38°C)
Water Temp	40°F (4°C)	100°F (38°C)
Water Pressure	20 PSIG (1.4 BAR)	80 PSIG (5.5 BAR)
DIMENSIONS		
Unit Width	30 in.	762 mm
Unit Depth	24 in.	610 mm
Unit Height	27 in.	686 mm
Shipping Weight	306 lbs / 139 kg	
Shipping Dimensions (in.)	33 (W) x 27 (D) x 33 (H)	
Shipping Dimensions (mm)	838.2 (W) x 685.8 (D) x 838.2 (H)	